






Key:

-  Pedestrian access.
-  Cycle path.
-  Car park access.
-  Vehicular route for car, buses and delivery.
-  Maintenance access.

**Transport Provision**

- 1. Parking 158 spaces-including 8 accessible spaces.
- 2. Cycle storage for 40 comprising of 20 sheffield stands and three shelters.
- 3. Bus parking for 4.
- 4. Bin storage in close proximity to deliveries bay.